



High Density Swing Out Wall Mount Cabinets



Description

Vericom High Density Swing Out Wall Mount Cabinets are built for heavy-duty, large-scale applications. A perfect choice for networking projects requiring larger load capacities, the Vericom High Density Swing Out Wall Mount Cabinet is a fully welded frame of 14 gauge cold rolled steel that supports up to 350 pounds of networking equipment. It features a 90-degree swing-out hinge for easy access to cables and connections, heavy duty hinges and latches and six knock-outs in the top and bottom of the rear section for cable management flexibility. Ships fully assembled and ready to be installed.

Benefits

Security & Protection

- Locking doors and side panels prevent unauthorized access to equipment
- 12 gauge rails provide a stable mounting structure
- Doors are grounded to the cabinet frame
- Conforms to UL standard 2416 for Audio/Video, Information and Communication Technology Equipment Cabinet, Enclosure and Rack Systems

Flexibility

- Multiple cable entry options provide greater flexibility during installation
- Doors and side panels are all removable for convenient access to equipment
- Second pair of rails can be added to 24" deep models (2 pair of rails standard on 32" deep models)

High Capacity

- Available in seven sizes to fit in a variety of environments where space is limited
- Adaptable for use in network, security and audio/visual installations

Key Features

- Rear hinge allows main section to swing out 90 degrees and disconnects from cabinet for easy mounting
- Lace points to reduce cable clutter
- Lockable acrylic front door is removable and reversible
- 12 gauge steel mounting rails with 12-24 tapped holes and RU markings for easy equipment installation
- Heavy-duty design allows for weight capacity of up to 350 lbs. (capacity varies by item)



High Density Swing Out Wall Mount Cabinets



Center section swings out from wall 90 degrees and disconnects from cabinet for easy mounting



Lockable rear door equipped with spring hinges and keyed lock for added security




Heavy-duty hinge design allows for weight capacity up to 350 lbs.



Removable, reversible & lockable steel front door equipped with full panel acrylic window



Mounting rails, complete with 12-24 tapped holes and easy to read RU markings



Front door and rear doors equipped with ground wire



Product Specifications

Product Type: High Density Wall Mount Cabinet

Frame Material: Heavy Gauge Cold Rolled Steel

Finish: Black Powder Coat

Dimensions (HxWxD): (Height Varies By Item #) x 23.69" x 23.50"

Maximum Usable Depth: 20" (24" Deep Models); 28" (32" Deep Models)

Rack Unit Quantity: 12U, 15U, 18U or 25U

Front Door: Removable, Reversible & Lockable Steel Frame With Full Panel Acrylic Window, Opens Full 180° (Mesh Door Available)

Rear Door: Swings Out From Wall 90°, Heavy-duty Hinges, 8.5" x 15" Knockout Panel, Wall Mounting Keyholes Spaced 16" Apart, Multiple Lace Points

Side Panels: Full Height, Removable & Lockable

Top Panel: 5.25" x 17" Removable Panel For Optional Fans, (6) Knock-Out Cable Entry Holes Located at Back: (4) 3" and (2) 1" Knock-Outs

Bottom Panel: (6) Knock-Out Cable Entry Holes Located at Back: (4) 3" and (2) 1" Knock-Outs

Equipment Support: 12 Gauge Mounting Rails: (1) Pair 24" Depth, (2) Pair 32" Depth, 1.75" RU Spacing, Marked & Numbered On Rails; 19" W, EIA-310-D Universal Vertical Hole Spacing, 12-24 Threaded Holes

Grounding: 14 AWG Ground Wire Connects Doors & Side Panels To Cabinet Frame

Load Capacity (24" Deep Models): 250 lbs

Load Capacity (32" Deep Models): 350 lbs

Included Accessories: (48) 12-24 Mounting Screws & Washers, (4) Grounding Kits, (1) Paper Mounting Template, (2) Keys

Optional Accessories: RAVFNT2 (Top Mounted Double Fan, 150 CFM), RARGKHD (Rubber Grommet Kit for High Density Wall Cabinets), RARWC12/15/18/25 (12U, 15U, 18U, or 25U Cage Hole Rails- Set of 2), RARWT12/15/18/25 (12U, 15U, 18U or 25U 12-24 Tapped Rails- Set of 2), RADVS12/15/18/25 (12U, 15U, 18U or 25U Vented Steel Door), RADSS12/15/18/25 (12U, 15U, 18U or 25U Solid Steel Door)

Compliance & Standards: UL Listed 2416, NWIN, File #504749; ANSI/EIA RS-310D, IEC60297-2; DIN41194, Part 1; DIN41494, Part 7



High Density Swing Out Wall Mount Cabinets

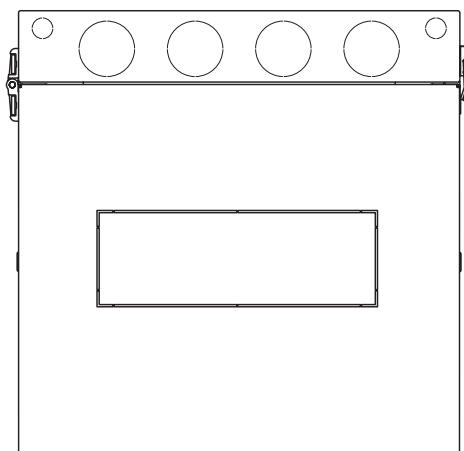
Part Number Generator

VW4	-	Cabinet Depth	▶	Cabinet Height	▶	Cabinet Color	VW4	-	6	15	1
		6 = 23.65" (600mm) 8 = 31.5" (800mm)		12 = 12U (23.69") 15 = 15U (28.94") 18 = 18U (34.19") 25 = 25U (46.44")		1 = Black (RAL9005) 2 = White (RAL9002)					

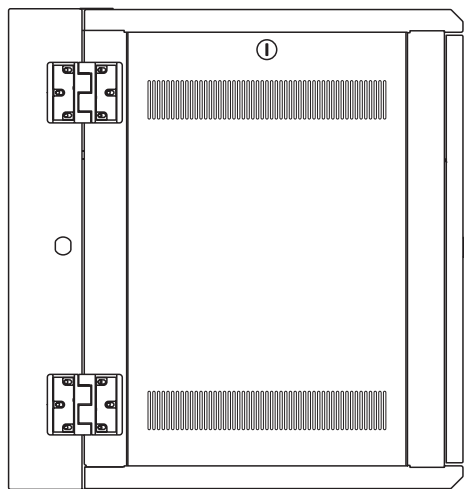
Part Number Example

SKU# VW4-6121 = High Density Wall Cabinet, 600mm Depth, 15U Height, Black.

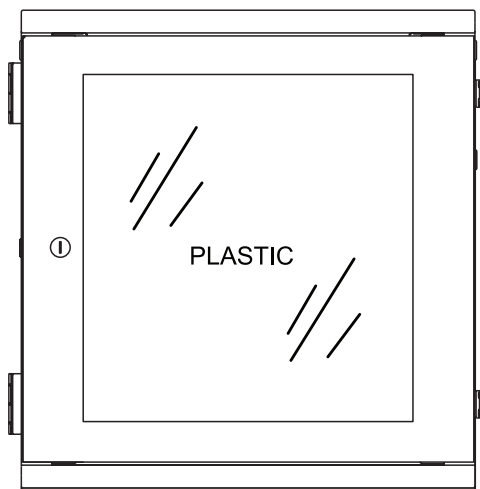
Technical Drawing



TOP



SIDE



FRONT

TECHNICAL SHEETS ARE SUBJECT TO CHANGE WITHOUT NOTICE.

REV.20201029.10